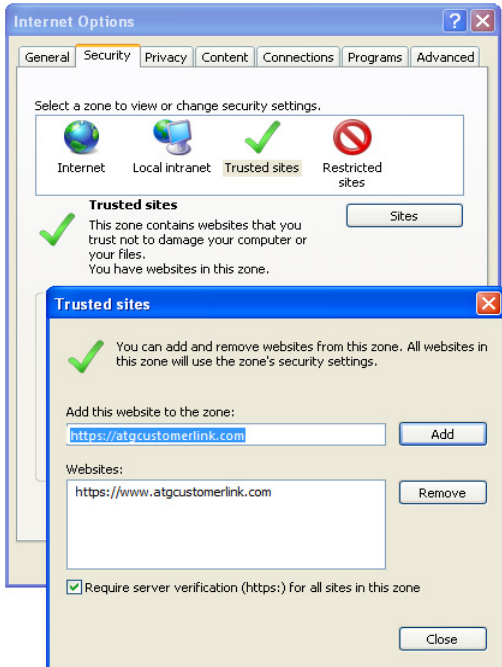


Before entering the site please follow the steps outlined below

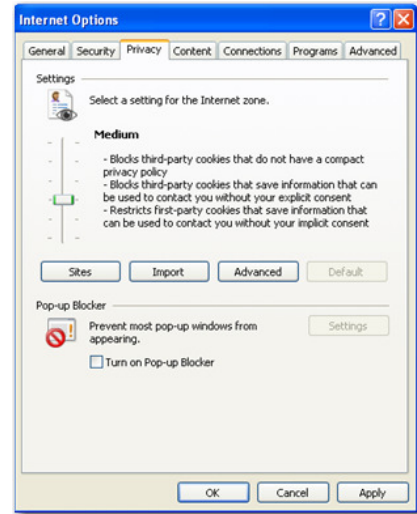
1. **Trusted Sites**

Tools → Internet Options → Security Tab → Trusted Sites Icon → Sites Button → Type in: <https://www.ATGCustomerLink.com>



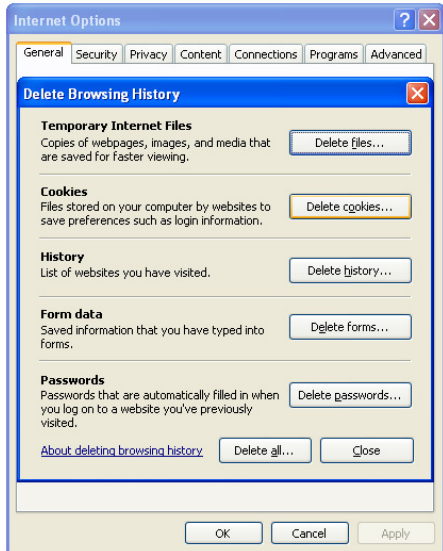
4. **Adjust cookie settings to “Medium or lower” & Turn OFF pop up blocker**

Tools → Internet Options → Privacy Tab → Slide ruler should be Medium or lower if www.ATGCustomerLink.com must be added as a Trusted site.



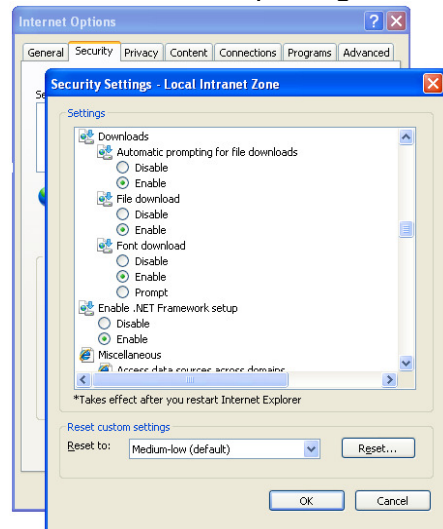
2. **Delete all temporary internet files**

Tools → Internet Options → General Tab → Browsing History → Delete → Delete Files & → Delete Cookies



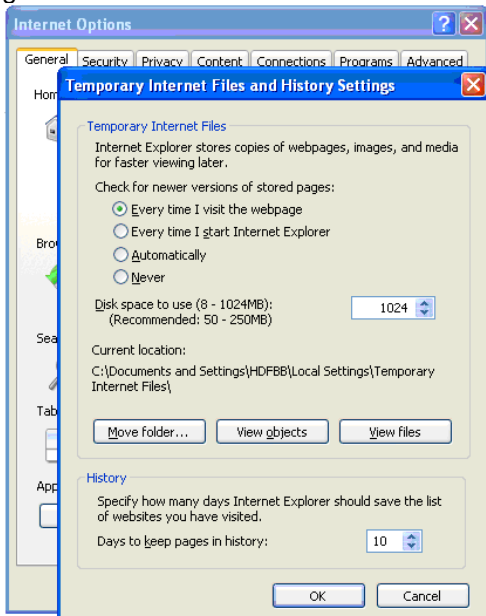
5. **Download Settings**

Tools → Internet Options → Security Tab → Local Internet Icon → Custom Level Button. (*Consignment Agents only*)



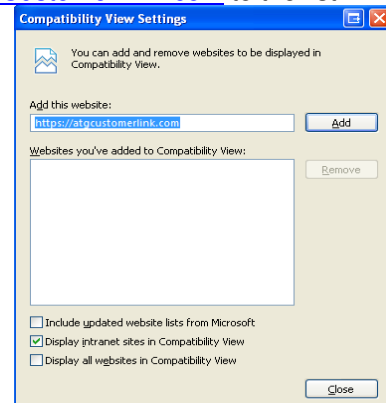
3. **Validate Setting -Check for New Versions**

Tools → Internet Options → General Tab → Browsing History → Settings → Check “Every time I visit the webpage”



6. **Compatibility Settings**

Tools → Compatibility View Settings → Add www.ATGCustomerLink.com to the list



Or select the compatibility button located to the right of the lock at the top of the browser.

